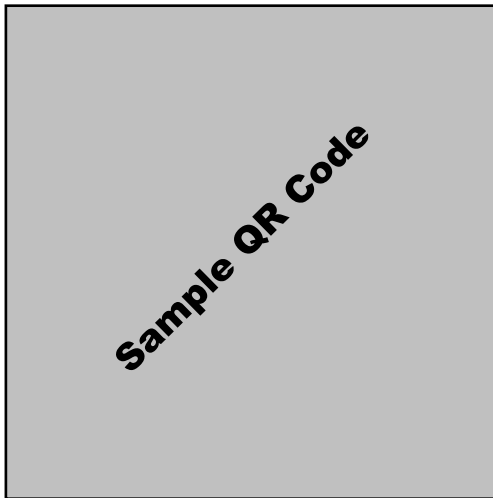


GTS store and GTS mobile applications

# User guide

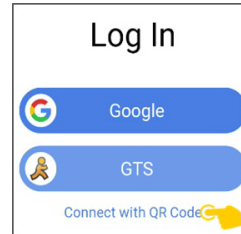
- 1 **CLICK** "Connect with QR Code" and **SCAN** the **QR Code** below to login.



OR

Login with your Google or GTS Credentials.

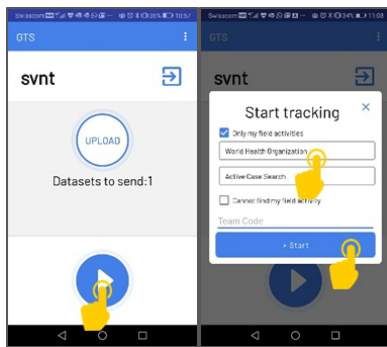
Your username is: **SampleName**



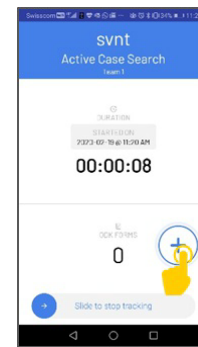
OR

If you opened this page from your android phone [Click here](#).

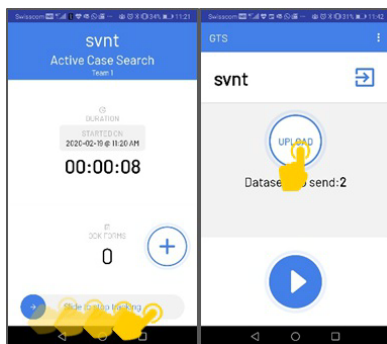
- 2 As you start your daily assignment, click **PLAY**, **SELECT** the **ACTIVITY** you are about to conduct and click **START**



- 3 As you conduct your work, **click** **+** to **COLLECT DATA** as instructed by your organization



- 4 As you wrap up your daily assignment **SLIDE** the button to the right and **Upload** the data



An internet connection is required to **UPLOAD** the data

When conducting an activity which spans over several days you can opt to stop and upload the data on the last day only. The GTS will automatically pause outside of working hours and automatically resume the next day.